



DIY Gift Tags from The Christmas Color





The Christmas Color Scavenger Hunt

Look around at your surroundings and write and/or draw all of the red things that you see. Take a walk around your classroom, your house, or outside and see what you can add to the boxes below!



The Christmas Color Word Search



Can you find and circle all of the many red things we may think of during Christmastime?



candycane Santa's Suit hat ornaments stockings sleigh
hollyberries Rudolph's Nose giftwrap scarf sweater Christmas lights
mittens poinsettias bows coat jammies Jesus's blood

R U D O L P H S N O S E E K A T W S O H O S B V C A
I T I Y O Q B I L I Q B I E L A I A K A R T T O D B
O D E R R R C H R I S T M A S L I G H T S Z R L W D
R F S R F S C R D S S C R L P M Y E S A S M S S M S
N C W H O L L Y B E R R I E S N T M L K T L C S N S
A V U P T U Z S U C U Z S D N P L O D E H K O W O Q
M A T L H N A F I A N A F F B R S U F S G O A R L C
E W S O B M D H Y N M D H U I L O T C W I P T T I H
N E J T M L S K S D L S W E A T E R V U F R M H D S
T Q M E L P F L A Y P F L Y T B M M A T T S K M H J
S R B A L L H O I C L H O Q R W N N W S W T J A F E
U T C L S A G U L A A G U T W P O B E J R H H Z E S
T S O M A S K T E N S K T Z I U S C Q M A I G L W U
K H Y C E K P E O E K P E X U R A D R B P S R P U S
M K R H K J O Q Z W J O Q K S A N S Y C A T R O T S
R L R K A I L A S Q M L A L D M T W S S U O Y M S B
H I W J T L N D T C L U D B W A A L H Y A P T S D L
C O P P S N Y G A M A Y G S Q W S L E I G H O T O O
D P L H J T Z J S D T R J D P I S T L R R M P T K O
M I T T E N S L B N Z E F L M L U S I W Q B R S L D
W A K A B D Z J K H R Z J P D K I K O P L N A T M G
P O I N S E T T I A S Z M D N M T S P J A M M I E S

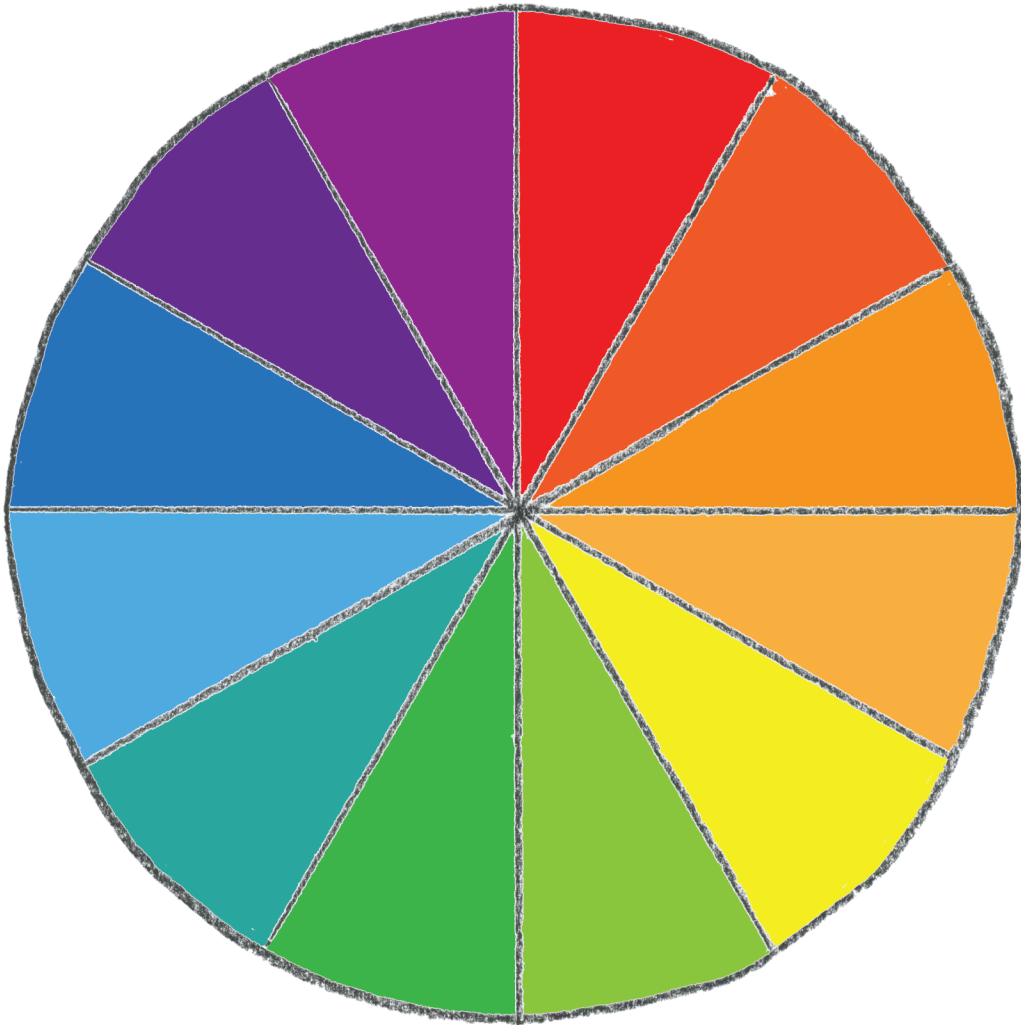
Color Wheel Lesson for The Christmas Color

Red is one of the three primary colors that God invented. Primary colors are colors that cannot be created by mixing any other colors together. God just made them. They are the colors that make up all of the other colors. The three primary colors on the color wheel are red, blue, and yellow.

The secondary colors on the color wheel are orange, green, and violet. They are mixed from two of the primary colors.

Whenever a color is opposite of another on the color wheel (like red and green for example), the colors really stand out and seem to brighten each other when placed side by side. These colors are called complimentary colors.

In the book *The Christmas Color*, mainly shades of the primary color of red are used throughout its pages. Lots of charcoal line drawings and white backgrounds are used to make the red color really pop and be noticed. Red is basically the star of the book and needs to be displayed as such.



Questions:

1. Can you find an example in the book of where red and green are put next to each other to really make them seem brighter?
2. Do you know if the color red is a warm or cool color?
3. What is your favorite color on the color wheel and why?
4. Why does the color red stand out so much in the book?



The Christmas Color Book Discussion Questions

1. What examples of red things can you think of that we see at Christmastime?
2. What is your favorite red item at Christmas?
3. What does the color red mean at Christmastime?
4. What is your favorite tradition during the holidays?
5. How do you help decorate your house for the season?
6. What is your favorite Christmas carol?
7. Do you go to church during the holiday season?
8. Do you like to wear red this time of year?
9. What is your favorite Christmas treat?
10. Can you think of a way to help spread Christmas cheer?
11. What is the red flower called that we see at Christmas?
12. What is the reason for the season?
13. Why did Jesus come into the world?
14. What other colors (besides red) do you think of around Christmas?
15. Why is red the most important color at Christmas?

Red Cranberry Crumble Recipe

Ingredients

Cranberry Filling Ingredients:

6 cups fresh
or frozen cranberries (thawed and drained)
1 cup sugar
1 teaspoon vanilla extract
3 tablespoons of all purpose flour

Oatmeal Topping Ingredients:

1 cup old fashioned oats
1/2 cup packed brown sugar
1/2 cup melted butter
1/2 cup all purpose flour
pinch of salt and cinnamon
1/4 cup chopped pecans (optional)

Directions:

Preheat oven to 350°. Mix cranberries, sugar, vanilla, and flour together and pour into greased 9X9 baking dish. In a separate bowl, mix topping ingredients together until it crumbles. Sprinkle evenly on top of cranberry mixture. Bake for 40-45 minutes or until it bubbles and the topping is golden brown. Remove from the oven and let cool for 5 minutes. Serve warm with a scoop of vanilla ice cream on top.

ALWAYS GET HELP FROM A GROWN UP WHEN BAKING

